



*Kids Count in Michigan* is a collaborative project of the **Michigan League for Human Services** (MLHS) and **Michigan's Children**.

## **Children in Michigan:** *An Early Look at 2000 Census Data*

The decennial census is perhaps the most important source of information for community planning and program development. Each community and even neighborhood, can thoroughly examine the status of its population each decade. Current data can then be compared to information collected during the previous decade to determine trends for the community.

Because the census is such a huge project, different pieces of information are made available throughout the several years following the actual survey-taking. Information about each community in Michigan that is now available from the 2000 Census includes: sex and age of the population; race of the population; household types; and housing occupancy. These data are all from the "short form" survey, which the Census Bureau tries to obtain from every household in the United States. More detailed demographic information will continue to be released throughout the summer, and this fall the first information from the "long form" survey will become available. The longer survey provides communities with detailed information about a wealth of items useful for planning and advocacy, such as income levels of families and children, housing and other costs of living, as well as various other details about the population.

This piece reviews the status of children in Michigan from the earliest information that we have available from the 2000 Census. Cities and townships of more than 30,000 population were included in much of the data presentation — there are 41 cities and 19 townships with that level of population in Michigan. More analysis of the county-level data provided is available in the 2001 Kids Count in Michigan Databook that was released in late October. Tables including city, township and county data presented here are available from the Kids Count in Michigan partners.

### **Population Changes in Michigan**

The most basic measures used by communities to plan for development are the number of people that live within their borders, and the share of that population who are children. Population estimates are available mid-census, but communities are helped by having the accuracy of the count provided each decade by the decennial census. Michigan experienced about half of the growth of the nation for total and child population, with the U.S. population (total and child) increasing roughly 13 percent. The decline in the under 5 population was due to the fact that Michigan's number of births from 1995-1999 was lower than any other five year period since World War II. This decline will impact school enrollment for the next few years.

November 2001

Produced by:  
**Michigan's Children**  
428 W. Lenawee  
Lansing, MI 48933  
517/485-3500  
FAX: 485-3650  
[www.michiganschildren.org](http://www.michiganschildren.org)

<b>Michigan's Child Population</b>			
<i>1990 and 2000 Census</i>			
	<b>1990</b>	<b>2000</b>	<b>% Change</b>
Total Population	9,295,297	9,938,444	6.9%
Child Population Under 18	2,458,765	2,595,767	5.6%
Children as a % of Total	26.5%	26.1%	-1.3%
Under 5	702,554	672,005	-4.3%
Ages 5-9	692,247	745,181	7.6%
Ages 10-14	666,370	747,012	12.1%
Ages 15-17	397,594	431,569	8.5%

**Change in Total Population 1990-2000**

*60 Largest Cities and Townships in Michigan*

	<b># of Cities</b>	<b># of Townships</b>
Lost At Least 5%	13	1
Lost Less Than 5%	12	1
Gained Less Than 10%	7	2
Gained 10 to 25%	8	5
Gained Over 25%	1	10

Of the 60 largest cities and townships in Michigan, eleven experienced growth of over 25 percent in their total population. All of these were townships, with the exception of the city of Novi. Cities were more likely than townships to experience minimal gains in population or actual losses. Fourteen community populations experienced population losses of more than five percent, with the largest declines in the cities of Saginaw and Flint.

Michigan's child population increased by nearly six percent between 1990 and 2000, growing slightly less than the total population over that time. Children continued to represent just over one-quarter of the state's population, although that share differs dramatically by community. For example, children represented at least 30 percent of the population in six of the sixty largest communities, including the cities of Detroit, Pontiac and Flint. In only three large cities

did children represent less than one-fifth of the population: Royal Oak and the university-based cities of Ann Arbor and East Lansing. Such differences affect planning and service priorities in a community.

**Racial Diversity in Michigan**

The census data also allows communities to document the racial and ethnic diversity among their population. This information is critical for planning culturally appropriate programming or materials, determining adequate representation of all cultural groups, and a multitude of other functions. A major change in the 2000 Census from prior years is the way that people could categorize their race. In previous counts, one racial category was allowed per person. In 2000, people were allowed to choose as many of the six race categories for themselves and their children as appropriate. This change has made it difficult to compare previous census data for race to the 2000 Census counts. Available racial categories are: White; Black or African American; American Indian and Alaskan Native; Asian; Native Hawaiian and Other Pacific Islander; and Some Other Race.

People of Hispanic or Latino origin can be of any race. (Note: the Kids Count in Michigan 2001 Databook removes Hispanics from racial categories. This discussion does not.) Fully one-third of Michigan Hispanics reported the "other race" category for their children, and nearly 40 percent reported "other race" for themselves.

Michigan's child and adult populations have become increasingly diverse over the last decade, although the extent of that change is difficult to measure because of the changes in reporting race in 2000. However, by any method of comparison, the population of children of color grew during the 1990s. By simply comparing the

**Michigan's Child and Adult Population by Race**

*2000 Census*

	<b>Adults</b>		<b>Children</b>	
	Number	Percent	Number	Percent
Total Population	7,342,677		2,595,767	
Single Race	7,239,684	98.6%	2,506,344	96.6%
White	6,028,037	82.1%	1,938,016	74.7%
Black or African American	958,883	13.1%	453,859	17.5%
Native American	39,991	0.5%	18,488	0.7%
Asian	128,682	1.8%	47,828	1.8%
Native Hawaiian or PI	1,917	0.0%	775	0.0%
Some Other Race	82,174	1.1%	47,378	1.8%
Two or More Races	102,993	1.4%	89,423	3.4%
Hispanic (of any race)	200,496	2.7%	123,381	4.8%
White*	100,468	50.1%	58,894	47.7%
Black*	5,927	3.0%	4,768	3.9%
Other*	76,624	38.2%	41,463	33.6%
Multiracial*	13,187	6.6%	15,742	12.8%

\*Racial designation as a percent of all Hispanics.



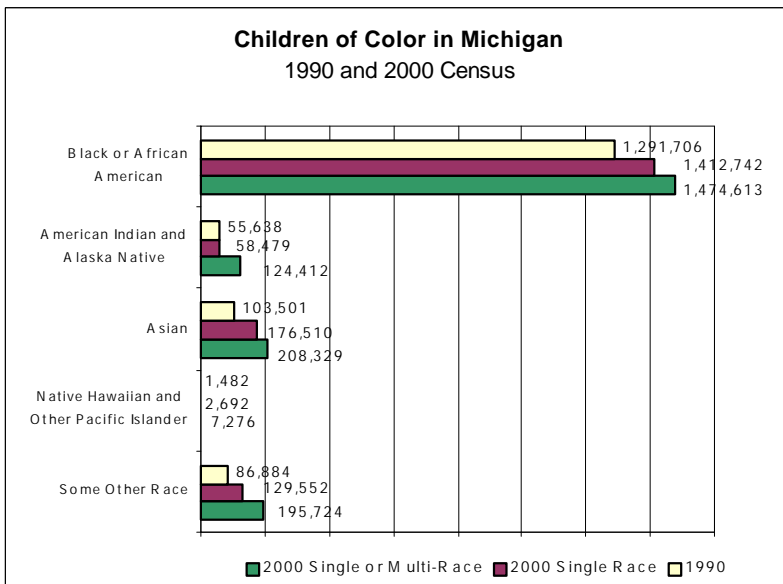
1990 race data with the 2000 data for children of a single race only, the growth of children of color was more significant than that of those that selected White race only, particularly for Asian populations and those designating themselves as some other race. When multi-racial children are added, these increases are even more significant. (Please note that including multi-racial children means that some children are counted in more than one group.)

*For the purposes of the rest of this discussion, the race categories mentioned represent the children or adults that selected that single race category. Multi-racial children and adults are discussed separately, as are people of Hispanic heritage.*

Three-quarters of all Michigan children were white in 2000. This majority was even greater in most counties throughout the state -- in 54 of the state's 83 counties, at least 90 percent of all children were white. However, there is a bit more diversity in the sixty largest cities and townships in Michigan. While all but eight had a majority of white children, only seventeen had at least 90 percent. The cities with the greatest diversity were also primarily the largest in population.

Despite making up 17.5 percent of Michigan's child population, black or African American children represented less than 1 percent of the child population in 53 counties, and in six of the large cities and townships. However, they represent over a quarter of the child population in 11 cities and 1 township, and over 50 percent in six of those.

Native American children made up less than one percent of the child population in Michigan, and were



not well represented in the largest cities and townships, despite significant numbers in three Upper-Peninsula counties. Asians represented at least 10 percent of all children in five large communities, but were minimally represented in most Michigan counties. Children considered to be "other race" were concentrated in a number of communities with larger populations of Latino children who were more likely to designate this category.

More children were considered multi-racial than adults in the Michigan's 2000 Census count, but neither group had large numbers in the category. The vast majority of multi-racial children were of two races (94%), and were primarily White and either African American, Native American or Other race. In two cities, Dearborn and Lansing, at least ten percent of children reported this status.

Hispanic or Latino children represented roughly five percent of the total child population in Michigan. Over ten percent of the child population was Latino in eight large communities, including over one-third of children in the city of Holland. Over ten percent of all Hispanic children reported belonging to two or more racial categories.

Ancestry of children is not yet available from the census. For example, there are large populations of Arab-Americans living in some areas of the state that have unique issues and needs. In future months those data should become available to aid in planning in communities with such populations.

	# of Communities	Ave. Child Population
Over 66%	5	76,026
50-65%	4	19,356
25-49%	10	15,167
10-24%	26	15,692
Under 10%	15	12,032



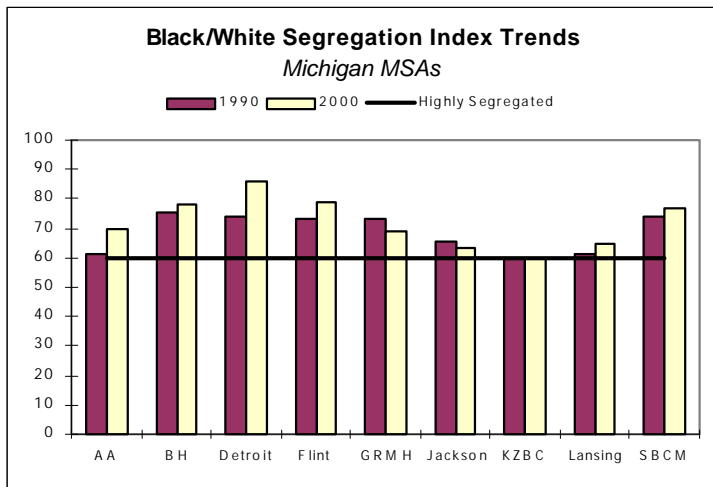
## Racial Segregation in Michigan

Many Michigan counties lack racial diversity in their population, and Michigan neighborhoods are becoming increasingly segregated along racial lines, particularly for whites and blacks.

A study of the 2000 Census results at the University of Albany examined racial segregation for all metropolitan statistical areas (MSAs) in the nation, and found that there has been little change in community integration despite growing ethnic diversity in the nation. The data specific to MSAs in Michigan found that the most significant racial segregation was between white and black children. In fact, every MSA in the state had a score of 60 or above on the index, indicating a high level of

MSA Segregation Index	
<i>Black/White Segregation of Children in Michigan</i>	
Michigan Metropolitan Statistical Areas	2000 U.S. Ranking
Ann Arbor PMSA	52
Benton Harbor MSA	12
Detroit PMSA	1
Flint PMSA	9
Grand Rapids-Muskegon-Holland MSA	55
Jackson MSA	99
Kalamazoo-Battle Creek MSA	123
Lansing-East Lansing MSA	87
Saginaw-Bay City-Midland MSA	18

Lewis Mumford Center for comparative Urban and Regional Research web site at <http://mumford1.dyndns.org/cen2000/>



segregation. In addition, Grand Rapids-Muskegon-Holland MSA and the Jackson MSA were the only areas where the segregation did not increase over the 1990s. The Flint and Ann Arbor areas experienced a significant increase over the 1990s. Detroit's change was very significant, with the index score increasing more than 12 percent — experiencing the worst black/white segregation of the 331 MSAs in the nation in 2000.

Segregation between blacks and other racial populations was high in some parts of the state as well. Additionally, there was some difference recorded in the segregation in the central cities and suburban areas within each Michigan MSA. More information can be found at the

## Households with Children in Michigan

The 2000 Census includes documentation of household composition, including how many households and families include children and the family type. The share of households that contain children in a community is important for developing priorities, and knowledge of other household characteristics can aid in program planning. While the number of households with children in Michigan is growing, the share of all households showed a slight decline over the decade. In 2000, households with children represented over one-third of all households in the state. This varies dramatically by community, however, with households with children in eleven of the top sixty cities and townships representing fully two-fifths of all households, as high as 47 percent in Macomb Township (Macomb County). In other areas, such households represent less than one-quarter

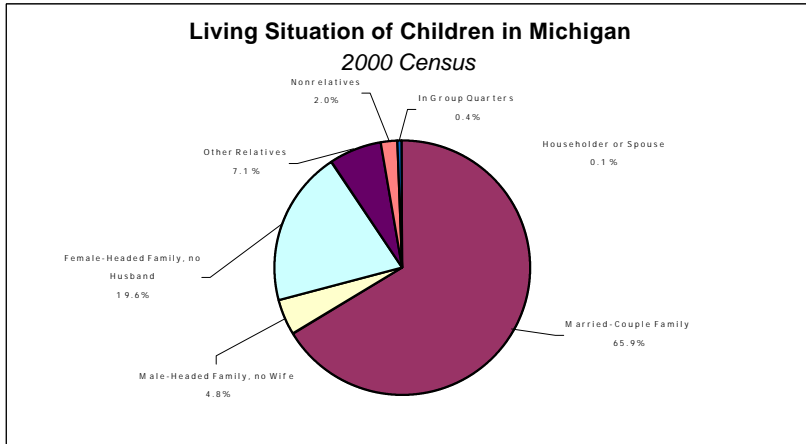
Michigan's Households With Children			
<i>1990 and 2000 Census</i>			
	1990	2000	% Change
Total Households	3,419,331	3,785,661	10.7%
Households With Children	1,283,274	1,347,469	5.0%
Households With Children as a Percent of All Households	37.5%	35.6%	-5.2%



of all households: Royal Oak, Ann Arbor and East Lansing. Household composition was not thoroughly discussed here, as it will be detailed in the 2001 Michigan Kids Count Databook.

### Living Arrangements of Children

The census has most recently released information that allows us to look at the living arrangements of individual children, rather than simply household detail.



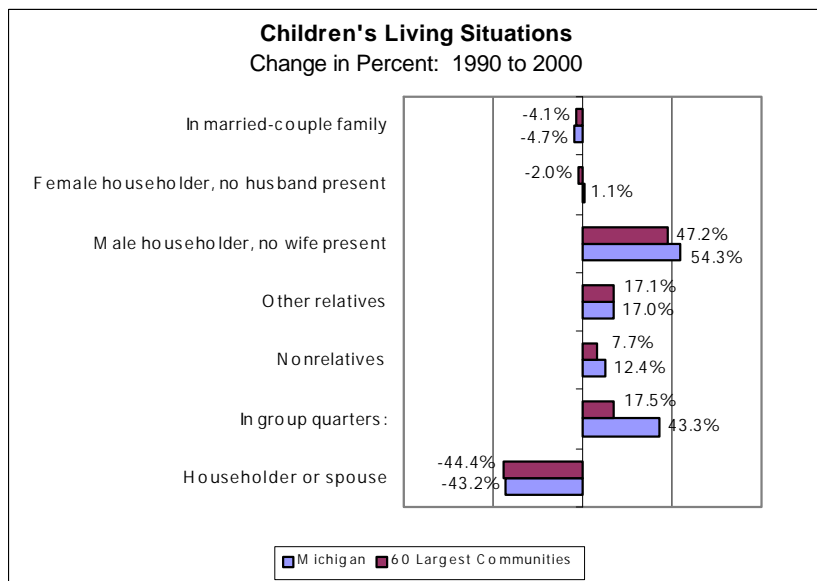
While the household data allows us to look at the number of households that include children, we can also review the actual number of children in each living arrangement, and examine the racial differences in the living arrangements of children in Michigan and its communities. This information is helpful in community prioritization and planning, is required by many funders, and is widely used as an indicator of risk or strength in a community (for example, the share of children living in single-parent families vs. married-couple families).

According to the 2000 Census data, two-thirds of all children in Michigan were living with married parents. About one-fifth lived with a single mom, and another five percent lived with a single dad. These fathers and mothers could be single, separated, divorced, or widowed. If a child's father and mother are not married to each other, their household would be classified as a single parent, even if they live together with their children. Almost ten percent of all children were living in households

headed by adults that were not their parents, most living with some other relative. These households may or may not include the parent or parents of the child, but also include other relatives -- extended family, such as a grandparent -- or another unrelated adult. These living arrangements may be precipitated by economic factors, like the high cost of housing in most areas of the state. Less than one percent of Michigan children did not live in a household at all, but in some kind of group quarters.

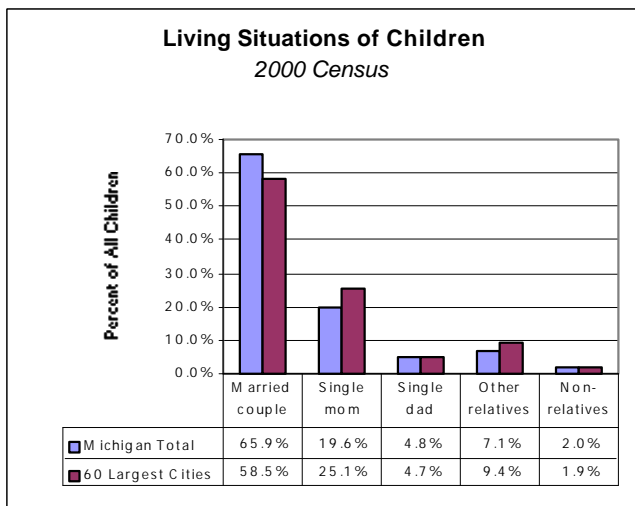
The share of children in each of these types of living situations have changed somewhat in Michigan since 1990. The largest increases were in the share of children living with single dads (54%) and those not living in any household (43%). Increases in children living with single fathers may reflect an increase in the number of divorced or never-married fathers with custody or joint custody of their children. The share of children living with adults other than their parents increased over the decade as well, with

the share of children living with other relatives (mainly grandparents) increasing by 17 percent. One factor that may influence the increase in this family type over the 1990s was the high rate of immigration, since many recent immigrants living in extended family situations. The share of children living with non-relatives increased by over 12 percent over the decade as well. These trends were slightly different



averaging the 60 largest cities, experiencing less increase in children living with non-relatives, in group quarters, and with single dads, as well as an actual decline in the percentage of children living with single moms over the decade.

The share of children in each type of living situation varied significantly by race and geography in Michigan. For example, among white children 75 percent lived in married-couple families and among Asian children, over 86 percent lived with married parents, but roughly 55 percent of Native American or Hispanic children were in such families, and less than 30 percent of African American children. A significantly larger share of black children lived in families headed by a relative who is not their parent (17%) than children of other racial and ethnic groups. Less than 5 percent of white or Asian children lived in such arrangements and less than 10 percent of Hispanics, Native Americans and children of mixed or other races. A chart depicting these differences is available, but could not be included on this page.



Among the 60 largest cities and townships, the share of children living with married parents ranged from a high of nearly 90 percent in the city of Troy in Oakland County, to a low of less than 30 percent in Detroit. Additionally, between 1990 to 2000, there were significant differences among the large municipalities. For example, the share of children raised by single moms increased by as much as 61 percent in Southfield and twenty-two other cities experienced increases of over 20 percent in that indicator.



Conversely, the share of children living with single moms decreased in eight cities and townships, including the cities of Muskegon and Detroit.

All the data highlighted in this analysis were from the 1990 or 2000 Census. Charts that illustrate much of the data presented in this analysis by county and for the cities and townships in Michigan with total populations of over 30,000 are available by mail from Michigan's Children, or through the web sites of the Kids Count partners -- Michigan's Children at <http://www.michiganschildren.org/page.cfm/29/> or the Michigan League for Human Services at <http://www.mlhs.org/>. More information is accessible directly from the U.S. Census Bureau, from the Michigan Information Center, and several Michigan Universities have made the data available as well. Contact Michele Corey at Michigan's Children (517/485-3500 or [corey.michele@michiganschildren.org](mailto:corey.michele@michiganschildren.org)) or Jane Zehnder-Merrell at the Michigan League for Human Services (517/487-5436 or [janez@mlan.org](mailto:janez@mlan.org)) for more information or for city and county data.

#### 2000 Census Data Sources

American Fact Finder at **the U.S. Bureau of the Census**  
<http://factfinder.census.gov/servlet/BasicFactsServlet>

This web site allows users to find information for any geographic area. It is also possible to contact the Public Information Office at the Census Bureau by phone at 301/457-3030.

#### Michigan Information Center

<http://www.state.mi.us/dmb/mic/>

Several county and city tables are available from this web site, and staff are also available to help with questions or requests by phone at 517/373-7910.

#### Wayne State University, MIMC

[http://www.cus.wayne.edu/select.asp?target=census2000\\_highlight](http://www.cus.wayne.edu/select.asp?target=census2000_highlight) or by phone 313/577-8996

A complete list of State Data Centers is available at <http://www.census.gov/sdc/www/>

#### Kids Count Census Data, Annie E. Casey Foundation

<http://www.aecf.org/kidscount/census/>

This web site allows users to find some Census information for Michigan counties, including downloadable data files.

*Kids Count in Michigan* is a collaborative project of the **Michigan League for Human Services (MLHS)** and **Michigan's Children**. It is supported at MLHS by the Annie E. Casey, Skillman, Blue Cross and Blue Shield of Michigan Foundations, and the corporate fund of Blue Cross and Blue Shield of Michigan. It is supported at Michigan's Children through the Community Advocacy Project, funded by foundation, individual and corporate donors.